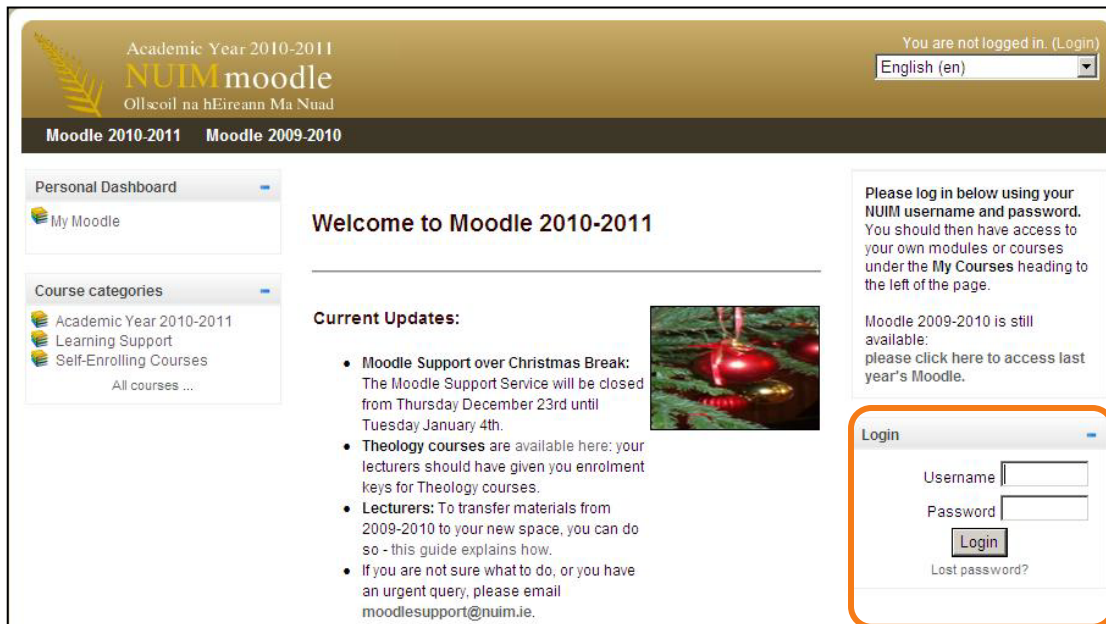


# ECDL @ NUIM : ECDL on Moodle

This help-sheet will show you how to access and enrol to the Computer Centres ECDL space on Moodle. This space on Moodle is dedicated to providing you with regularly updated ECDL information such as timetable updates, forums, help-sheets, FAQs and much more. To access this space:

## 1. Log into Moodle



Academic Year 2010-2011  
**NUIM moodle**  
Ollscoil na hEireann Ma Nuad

You are not logged in. (Login)  
English (en)

Moodle 2010-2011 Moodle 2009-2010

Personal Dashboard  
My Moodle

Course categories  
Academic Year 2010-2011  
Learning Support  
Self-Enrolling Courses  
All courses ...

### Welcome to Moodle 2010-2011

**Current Updates:**

- **Moodle Support over Christmas Break:** The Moodle Support Service will be closed from Thursday December 23rd until Tuesday January 4th.
- **Theology courses** are available here; your lecturers should have given you enrolment keys for Theology courses.
- **Lecturers:** To transfer materials from 2009-2010 to your new space, you can do so - this guide explains how.
- If you are not sure what to do, or you have an urgent query, please email moodlesupport@nuim.ie.

Please log in below using your NUIM username and password. You should then have access to your own modules or courses under the **My Courses** heading to the left of the page.

Moodle 2009-2010 is still available: please click here to access last year's Moodle.

Login

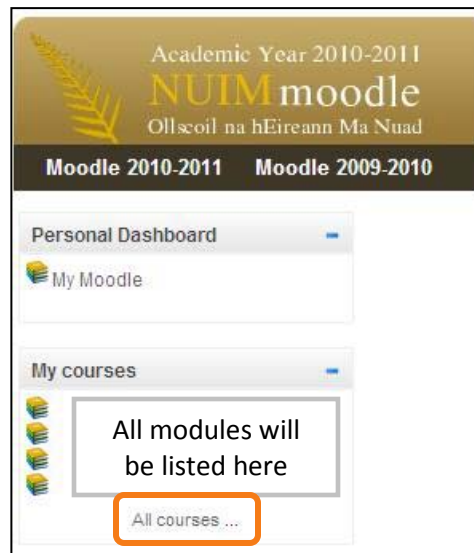
Username

Password

Login

Lost password?

## 2. Select **All Courses** from your list of **My Courses** (will appear here once you have logged in).



Academic Year 2010-2011  
**NUIM moodle**  
Ollscoil na hEireann Ma Nuad

Moodle 2010-2011 Moodle 2009-2010

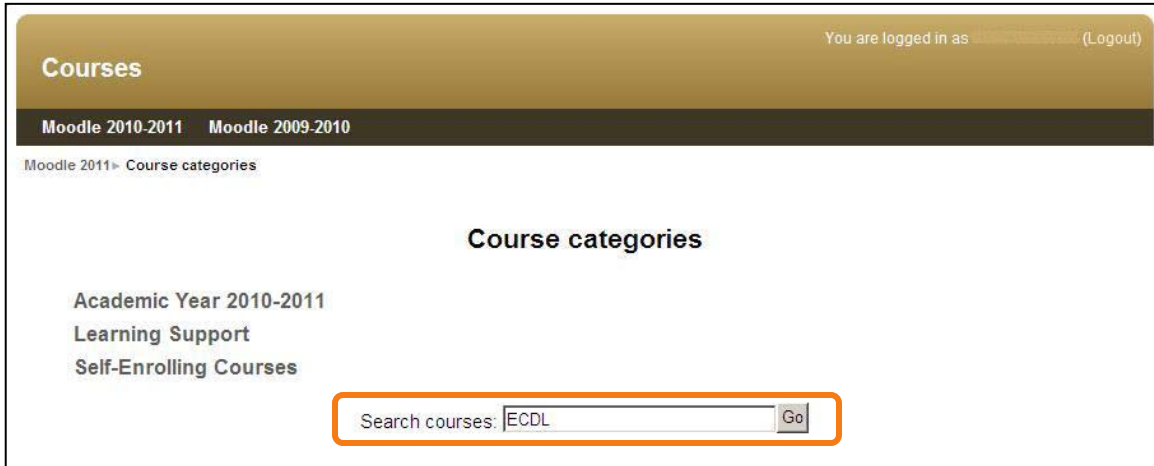
Personal Dashboard  
My Moodle

My courses

All modules will be listed here

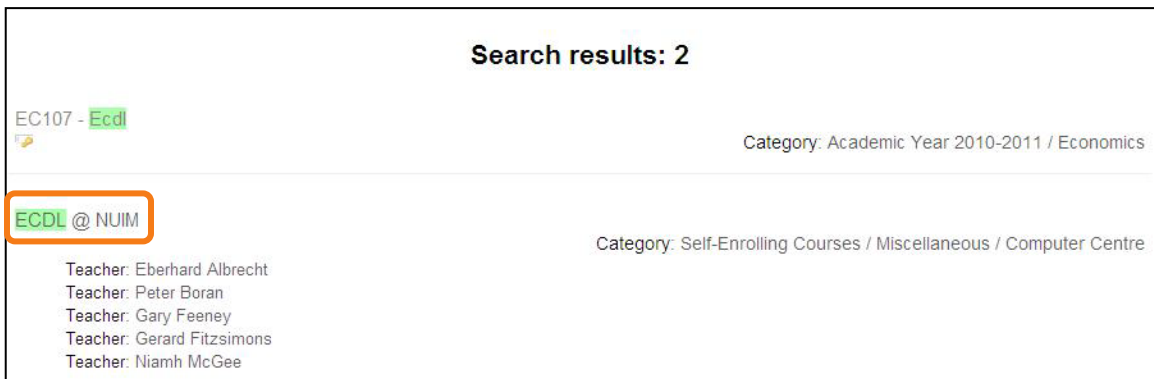
All courses ...

3. Type **ECDL** into the space for **Search courses** and click **Go**.



The screenshot shows the Moodle 'Course categories' page. At the top right, it says 'You are logged in as [username] (Logout)'. Below the header, there are links for 'Moodle 2010-2011' and 'Moodle 2009-2010'. The main content area is titled 'Course categories' and lists three categories: 'Academic Year 2010-2011', 'Learning Support', and 'Self-Enrolling Courses'. At the bottom, there is a search bar with the text 'Search courses: ECDL' and a 'Go' button. The search bar and button are highlighted with an orange border.

4. Select **ECDL@NUIM** from the list of Search Results in order to enrol to the Computer Centre's ECDL space on Moodle.



The screenshot shows the Moodle 'Search results: 2' page. The first result is 'EC107 - Ecdl' with a category of 'Academic Year 2010-2011 / Economics'. The second result is 'ECDL @ NUIM' with a category of 'Self-Enrolling Courses / Miscellaneous / Computer Centre'. The 'ECDL @ NUIM' result is highlighted with an orange border. Below the 'ECDL @ NUIM' result, there is a list of teachers: 'Teacher: Eberhard Albrecht', 'Teacher: Peter Boran', 'Teacher: Gary Feeney', 'Teacher: Gerard Fitzsimons', and 'Teacher: Niamh McGee'.

An enrolment key is not required to access this space. However, if you do experience difficulties accessing or using the ECDL space on Moodle or if you wish to unenrol at any point, please contact [ecdl@nuim.ie](mailto:ecdl@nuim.ie).